




The DIGITAL DIGEST

SEPT. 2022 Vol. 5 HCS DIGITAL TEACHING & LEARNING

Autumn is a second spring when every Leaf is a flower.  ALBERT CAMUS




LET ME JUST PAINT A HAPPY LITTLE TEACHER WORKDAY OVER HERE.

HAPPY TEACHER WORKDAY!

CONTACT US
8:00AM - 4:30PM
311 N. Bethel Road
910.904.0026

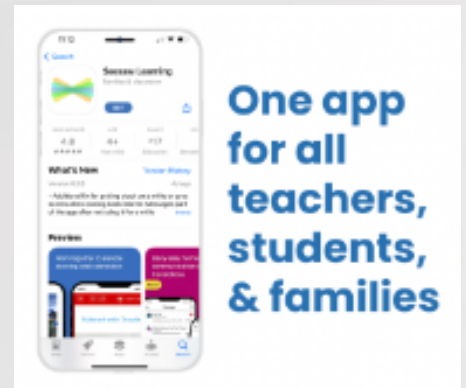
Click here to access our Youtube Channel for virtual PD, tutorials, & more!



Presented by Hoke County Schools department of Digital Teaching & Learning. For assistance with any digital teaching and learning needs, please contact dtif@hcs.k12.nc.us 

THE SEESAW SCOOP

Seesaw classes are officially live! Don't forget to invite parents to connect with your Seesaw class! If you aren't sure how, check out [this quick video!](#) Here is [a flyer](#) you can send home to parents along with the individual invites for each student.




In case you haven't noticed, Seesaw is an all in one app now instead of separate 'class' and 'family' apps. It is just Seesaw Learning now!

Seesaw Shoutouts starts at the end of this month!

How do you get a shout-out? It is based on how many parents are interacting with your class, how many assignments your students complete via Seesaw, how many comments are left on student work (this shows that teachers are leaving feedback on student work) & any teachers who become a Seesaw Pioneer or Ambassador.


Have you considered becoming a Seesaw Ambassador? If so, the first step is to be come a Seesaw Pioneer. This program takes only about an hour or less and it completely free!



[Click here](#) for more information and to sign up.



**"Respect your parents.
They passed school
without Google."
- Anonymous**



Hispanic Heritage Month is celebrated from September 15th through October 15th.

Literature is a great way to share history and culture with students. Check out these awesome book titles to share with students as we celebrate this month.

[Recommended Titles](#)
[Books on Epic](#)
[NC Kids Digital Library](#)



with DTL /Media Services Coordinator,
Karen Nichols

Check out this awesome Media Moment!



THE CANVAS CHRONICLE

“Digging Deeper into Discussions”

Having a meaningful class discussion with every student participating can be difficult and doing so online can be overwhelming. To combat this issue, consider breaking your class into groups with a separate discussion thread for each group. This allows group discussion to be more focused and provides teachers less time to review the comments. For more information on groups in Canvas, click [here](#) and how to create groups, click on this [link](#).



“Let's Sync! Less Errors, More Sync”

Many of you experienced errors with syncing grades from Canvas to PowerSchool, although this proved to be an inconvenience, this feature is still an invaluable tool for teachers.

Grade passback provides the opportunity for activities, assignments, discussions and quizzes which are assigned in Canvas to automatically be entered into your PowerTeacher gradebook.


In order for passback to work correctly, there are a few steps you need to take. This [link](#) will provide you the process of setting up your Canvas course to sync with PowerTeacher Gradebook. If you run into any issues, use the [link](#) to troubleshoot.

Up and Coming!

Learn about digital stations using Seesaw with **Laura Coble Chamblee** on Tuesday, Oct 11, 2022 in the Digital Learning Center (DLC).

This is Prek-1st grade focused but anyone is welcome, regardless of grade level!

We hope to see you soon at the DLC!




Hoke High School

Ms. Courtney Blue has created an online presence with her students using Canvas. As students travel to her learning space they have an opportunity to not only learn the content, but also get to know their teacher even more. She embeds support and resources for her students in their modules to ensure that they are successful learners! Ms. Blue while integrating literacy in her content required her students to annotate within Canvas. Way to go Ms. Blue!



[Click Here to view](#)



Sandy Grove Elementary

Ms. Humphreys' first graders use Seesaw to complete a playlist of activities in ELA and Math. Ms. Humphreys has recorded directions on every page to make sure all students know what they should be doing on each slide. There is a good mix of online and offline activities. Students take a picture of their offline work and add it to the appropriate slide. Some slides even require her students to record themselves to show their learning. Awesome job Ms. Humphreys!

[Click Here to view](#)

